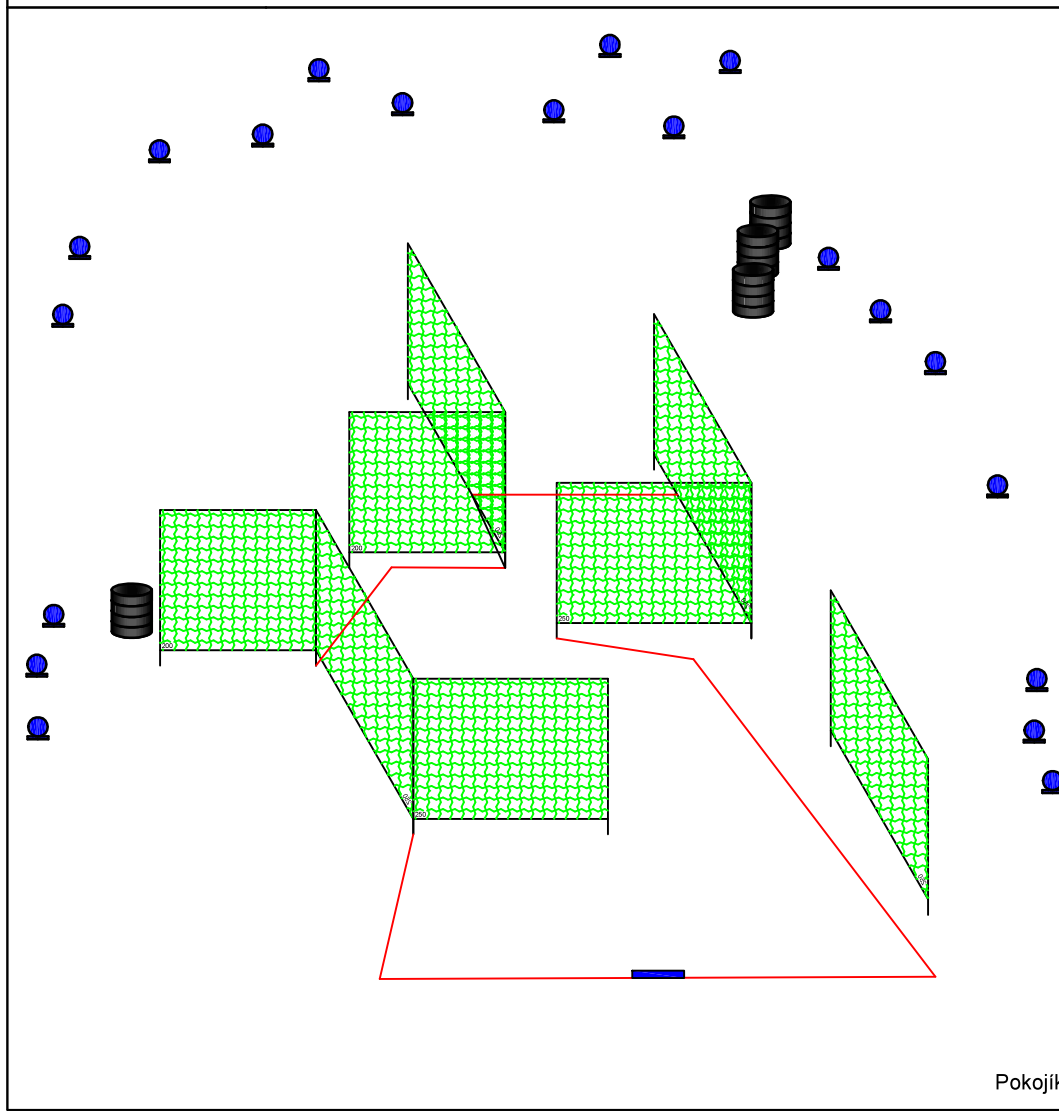


STŘELNICE
ŽALANY

Shotgun/PCC october 2023
Level I
STAGE 1

IPSC
DVC

Targets :	20x IPSC plate
Minimum number of rounds :	20
The firearm ready conditions :	Loaded, option 1 (shotgun ammunition birdshot)
Start position :	Standing, both heels are touching the blue mark.
Time starts :	Audible
Procedure :	After start signal engage all targets.

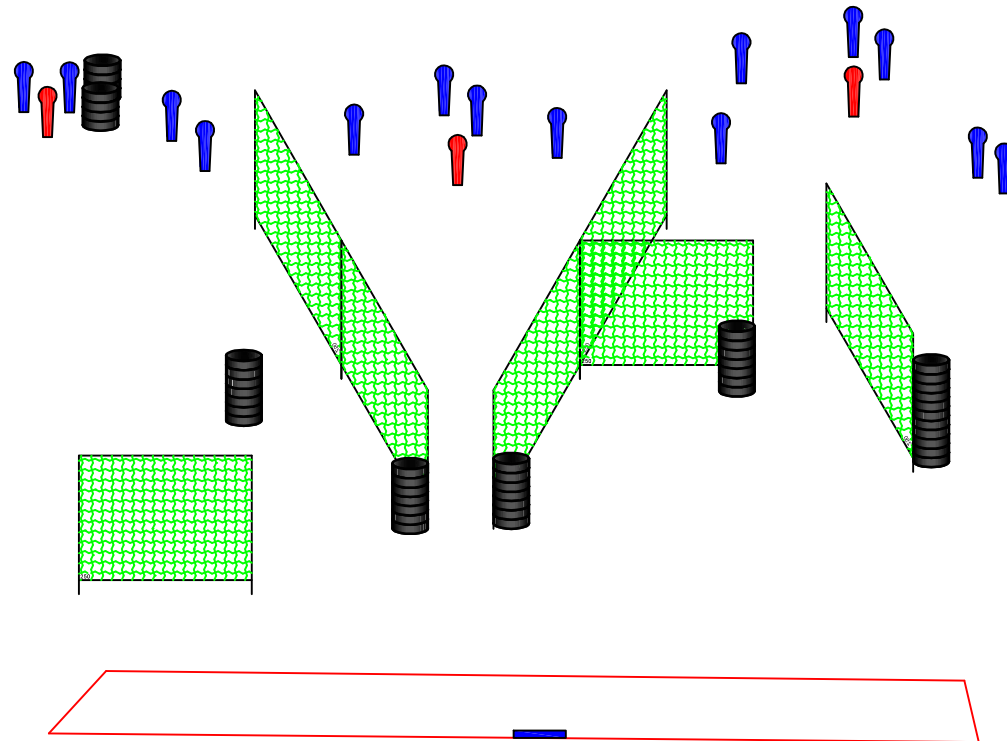


STŘELNICE
ŽALANY

Shotgun/PCC october 2023
Level I
STAGE 2

IPSC
DVC

Targets :	14x IPSC mini popper (3x NoShoot mini popper)
Minimum number of rounds :	14
The firearm ready conditions :	Unloaded, option 3 (shotgun ammunition birdshot)
Start position :	Standing, both heels are touching the blue mark.
Time starts :	Audible
Procedure :	After start signal engage all targets.



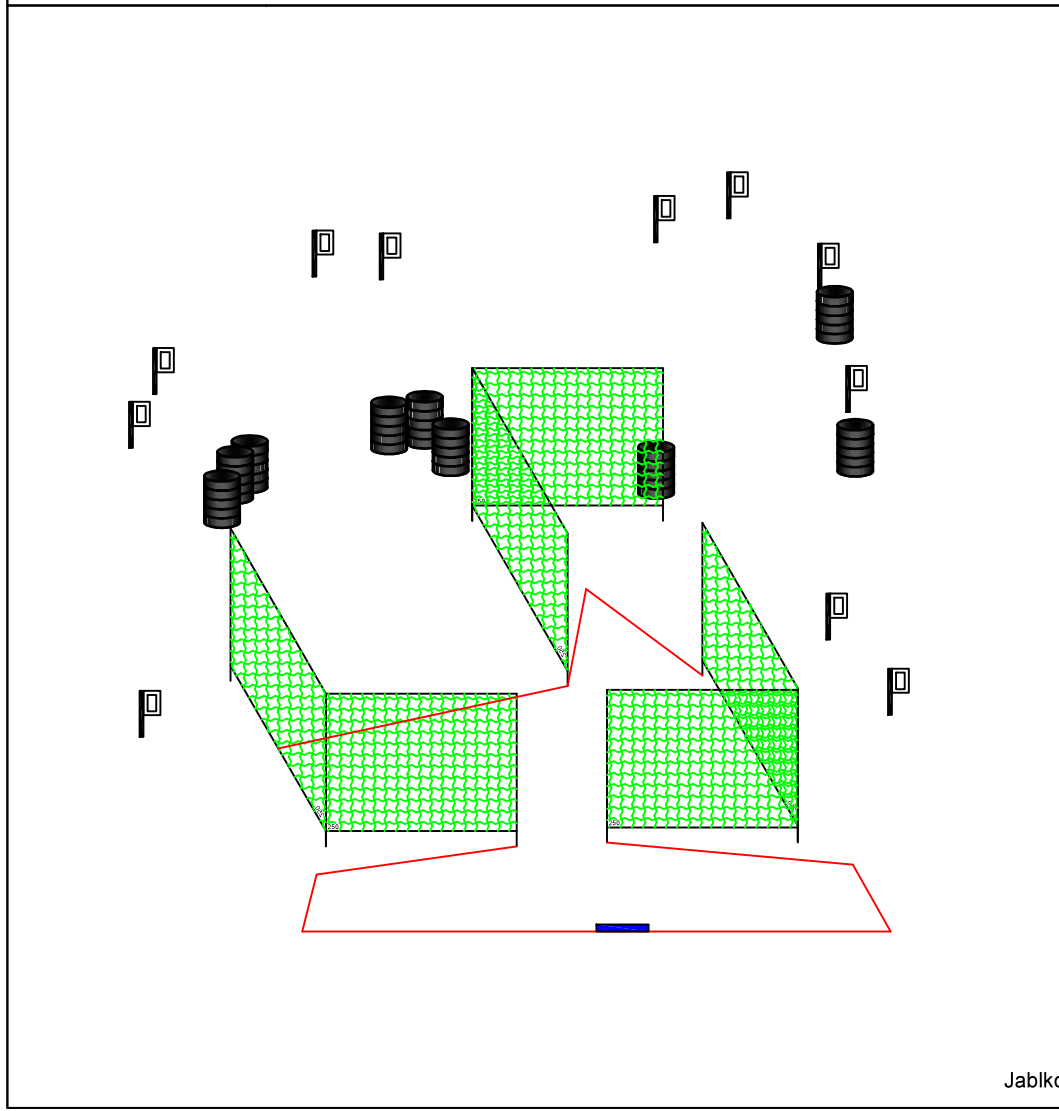
Hruška

STŘELNICE
ŽALANY

Shotgun/PCC october 2023
Level I
STAGE 3

IPSC
DVC

Targets :	11x IPSC A4 target
Minimum number of rounds :	Shotgun 11 (PCC 22)
The firearm ready conditions :	Loaded, option 1 (shotgun ammunition buckshot)
Start position :	Standing, both heels are touching the blue mark.
Time starts :	Audible
Procedure :	After start signal engage all targets.

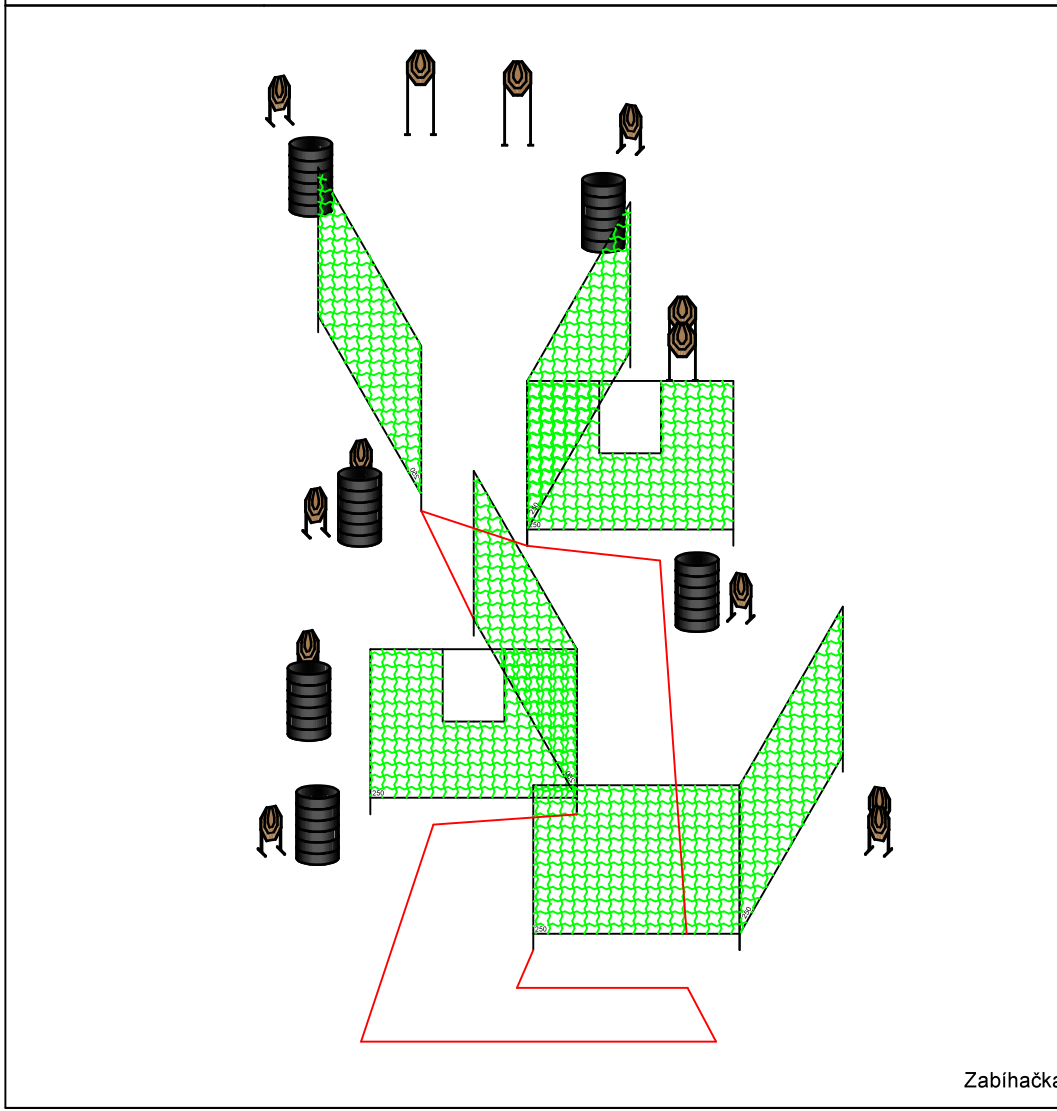


STŘELNICE
ŽALANY

Shotgun/PCC october 2023
Level I
STAGE 4

IPSC
DVC

Targets :	13x IPSC target
Minimum number of rounds :	Shotgun 13 (PCC 26)
The firearm ready conditions :	Loaded, option 1 (shotgun ammunition slug)
Start position :	Standing, anywhere within the designated area.
Time starts :	Audible
Procedure :	After start signal engage all targets.

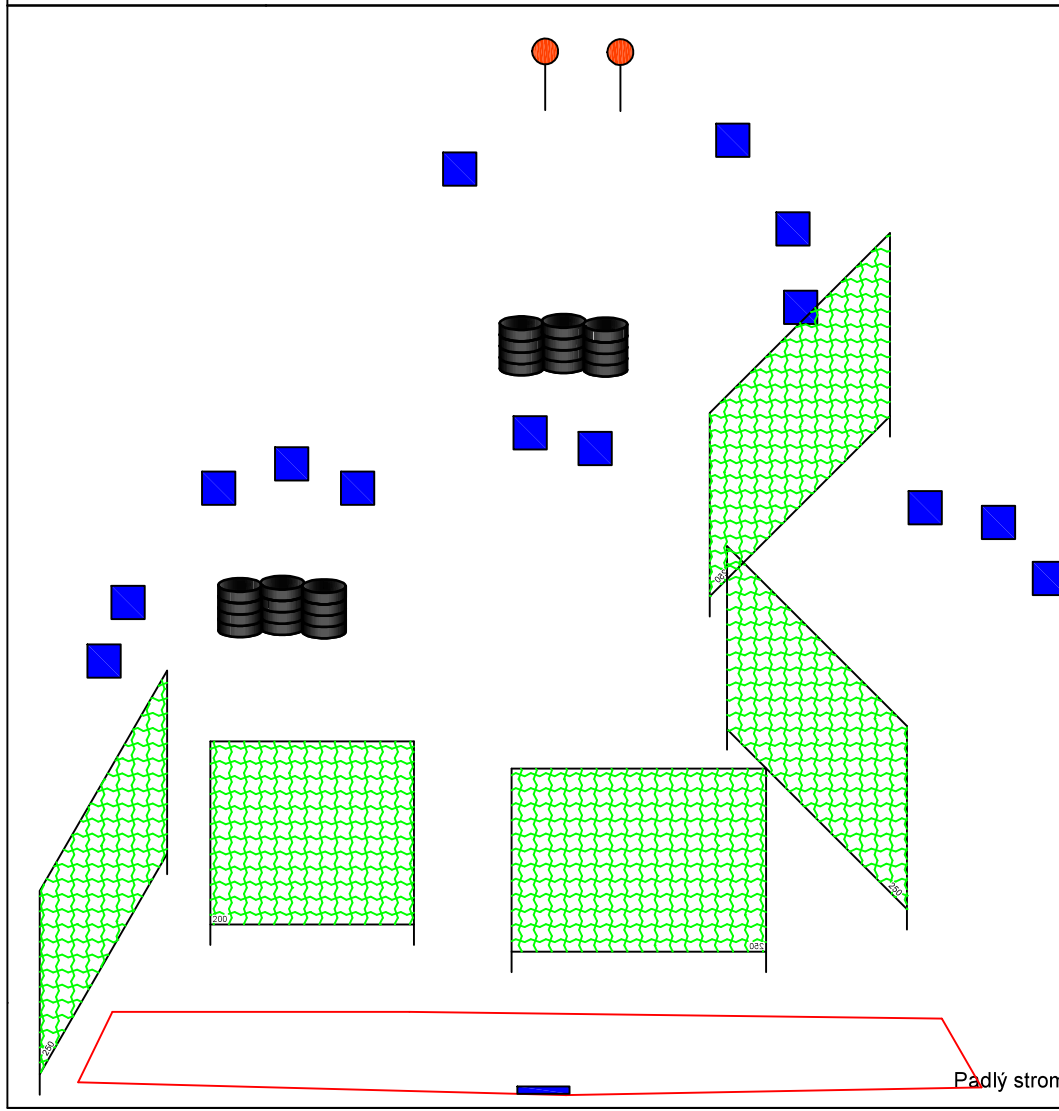


STŘELNICE
ŽALANY

Shotgun/PCC october 2023
Level I
STAGE 5

IPSC
DVC

Targets :	14x IPSC metal plate, 2x Clay target
Minimum number of rounds :	16
The firearm ready conditions :	Loaded, option 1 (shotgun ammunition birdshot)
Start position :	Standing, both heels are touching the blue mark.
Time starts :	Audible
Procedure :	After start signal engage all targets.



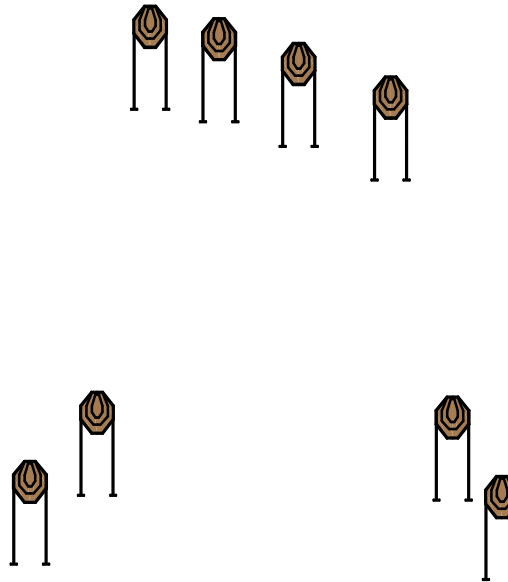
STŘELNICE
ŽALANY

Shotgun/PCC october 2023
Level I
STAGE 6

IPSC
DVC

Targets :	8x IPSC target
Minimum number of rounds :	8 (PCC 16)
The firearm ready conditions :	Unloaded, option 3 (shotgun ammunition slug) firearm is placed on the table
Start position :	Standing, anywhere within the designated area.
Time starts :	Audible
Procedure :	After start signal engage all targets.

Safety angles are limited by left and right corner of main backstop.



50 metrovka